



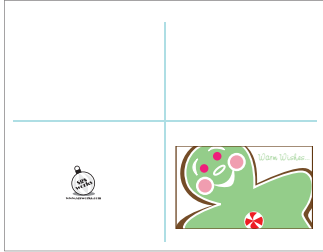
# Printables

## Christmas Card Collection

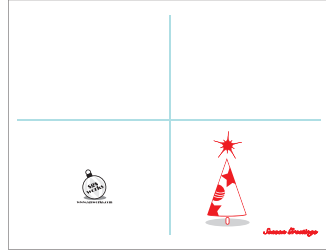
### Folding Instructions

www.sgsworks.com

Materials: 8.5 x 11 letter size paper  
Envelope size: Invitation Envelopes  
4 3/8" x 5 3/4"




**1** Fold top of card down with image in front.



**2** Fold card in half.




**3** Card complete.



**1** Fold top of card down with image in front.



Materials: 8.5 x 11 letter size paper  
Envelope size: Invitation Envelopes  
4 3/8" x 5 3/4"




**2** Fold card in half.



**3** Card complete.

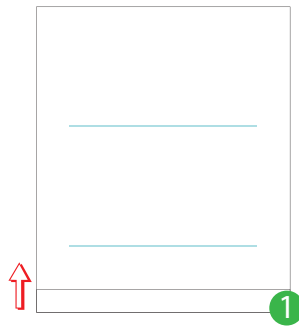
### Christmas Money Card Instructions



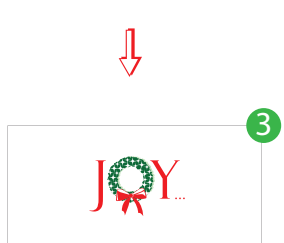
**1** Turn card to blank side. Fold first flap up.



Materials: 8.5 x 11 letter size paper and glue.  
Envelope size: No. 10 Envelopes  
4 1/8" x 9 1/2"



**2** Fold second flap up. Add small amount of glue inside each end of flap.



**3** Fold the third flap down. Card Complete.

